


- The Course Readings Team will add your list to the Leganto platform
- You will be notified via email when your list is processed.

2. Open your course in Leganto Copy links from Leganto

From Leganto, you have the option to copy

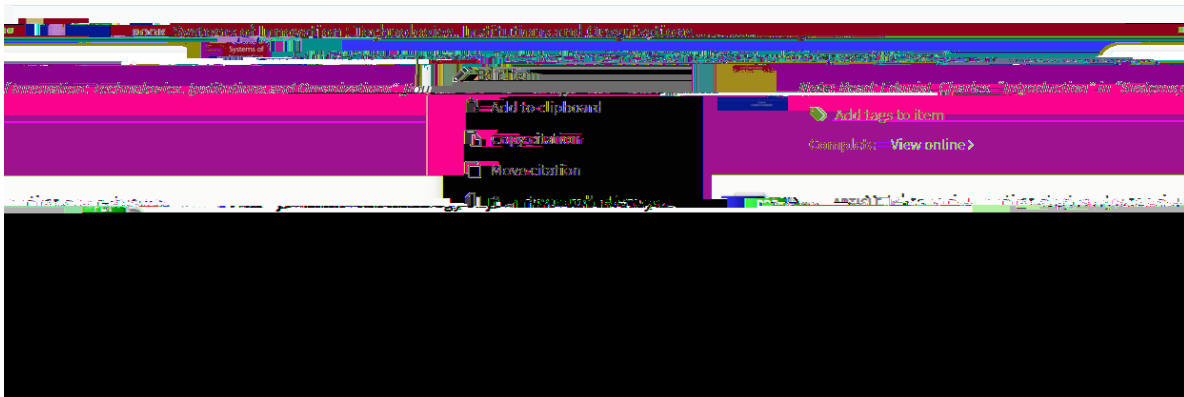
- an entire reading list
- a section, or
- an individual item.

- iii. To copy an individual record:
Select the elipse adjacent to the title of the reading



A menu appears

- Select 'Link from the course to here'




- Select 'Copy to Clipboard', then 'Close'

4. Paste your link into Moodle

- Open Moodle
- Turn editing on



- Select the week or section relevant to the reading
- Scroll to the bottom of the section, and choose 'Add an activity or resource'



A menu appears

-