

Faculty of Engineering

School of Minerals and Energy Resources Engineering

Postgraduate Course Outline

MINE8760



Mine Geology and Geophysics

Dr Hamed Lamei Ramandi

**Document**







This course aims to provide mine geologists and mining engineers an understanding of the essential interaction between the two disciplines in ongoing mining operations. The mine







Week	2018 dates
------	---------------







Assessment of the research project is based on the submissions made at various project milestones over the course of the year. Specific details of the requirements of the project milestones related to each item of assessment are contained in the *Learning Guide: Mining Research Project*. All assessments are due **10:00 am Sydney time on Monday of the week**, unless otherwise indicated in the table below.

- View the recorded webinar or view a live webinar without active participation
- And post a comment and/or reply (<200 words) in the post webinar blog.

## FOR POSTGRADUATE PROGRAMS

The assessment criteria provide a framework for you to assess your own work before formally submitting major assignments to your facilitator. Your facilitator will be using this framework to assess your work and as a way to assess whether you have met the listed learning outcomes and the graduate attributes for your program. All students are encouraged to take a closer look at this framework before, during and after completing an assignment.

The descriptions in the framework will help you and your facilitator to identify where your assignment is ranked from excellent











